

TSB REVISION NOTICE:




- December 20, 2004: Applicable Vehicles section has been updated – Scion vehicles added, 2004 and 2005 model years added, models and model years updated for various models; and Reset Procedure 2 has been revised.
 - January 16, 2004: Tundra vehicles were added to the Applicable Vehicles chart.
 - December 17, 2003: T-100 vehicles were removed from the Applicable Vehicles chart.
- Previous versions of this TSB should be discarded.

Introduction Whenever an automatic transmission is replaced, overhauled or individual components are replaced, use this procedure to clear Engine Control Module (ECM, SAE term: Powertrain Control Module, PCM) "Learned Values" to minimize subsequent performance concerns.

CAUTION:

Failure to follow the procedure below may lengthen the time to readjust the ECM "Learned Values," potentially resulting in performance concerns.

**Required
SSTs**

SPECIAL SERVICE TOOLS (SSTs)	PART NUMBER	QUANTITY
Toyota Diagnostic Tester Kit* 	01001271	1
CAN Interface Module Kit* 	01002744	1
12 Megabyte Diagnostic Tester Program Card with version 12.01a Software (or later)* 	01002593-005	1

* Essential SSTs.

NOTE:

Additional Diagnostic Tester Kits, CAN Interface Modules, Program Cards or other SSTs may be ordered by calling SPX/OTC at 1-800-933-8335.

**Warranty
Information**

OP CODE	DESCRIPTION	TIME	OFF	T1	T2
N/A	Not Applicable to Warranty	—	—	—	—

Applicable Vehicles Refer to **Reset Procedure 1** for the following vehicles with Electronically Controlled Automatic Transmissions:

MODEL	ENGINE/ DRIVETRAIN	MODEL YEAR					
		2000	2001	2002	2003	2004	2005
4Runner	2UZ						
	1GR						
Avalon							
Camry	3MZ						
	2AZ						
Celica							
Corolla							
ECHO							
Highlander							
Land Cruiser							
Matrix	4WD						
RAV4							
Sequoia							
Sienna							
Solara	3MZ						
	2AZ						
Tacoma	1GR						
Tundra							
Scion xA							
Scion xB							
Scion tC							

 = Applicable model years

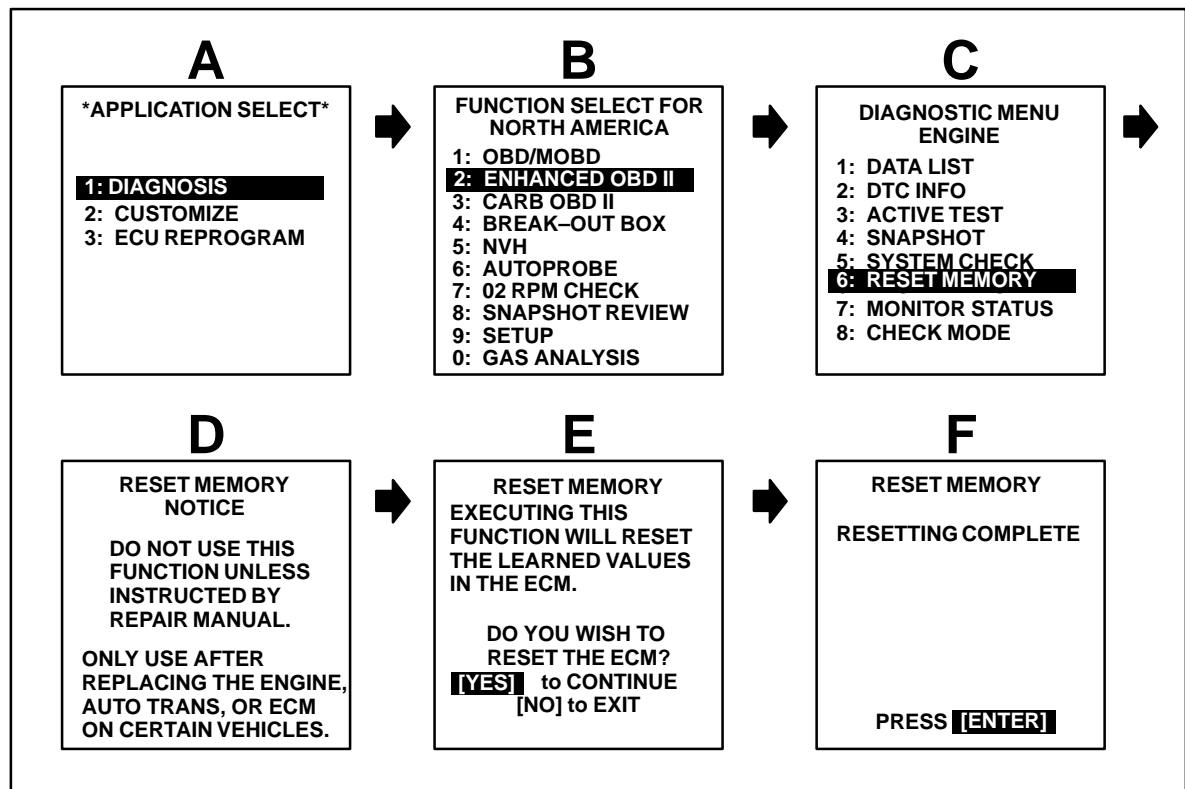
Applicable Vehicles Refer to **Reset Procedure 2** for the following vehicles with Electronically Controlled Automatic Transmissions:
(Continued)

MODEL	ENGINE/ DRIVETRAIN	MODEL YEAR					
		2000	2001	2002	2003	2004	2005
4Runner	3RZ						
	5VZ						
	1GR						
Avalon							
Camry	5S						
	1MZ						
Corolla							
Land Cruiser							
Matrix	FWD						
RAV4							
Sequoia							
Sienna							
Solara	5S						
	1MZ						
Tacoma	2TR						
Tacoma PreRunner							
Tundra							

 = Applicable model years

**Reset
Procedure 1**

1. Connect the Toyota Diagnostic Tester to the vehicle.
2. Reset the ECM (PCM). Refer to the procedures below.



3. Start the engine and warm it up to normal operating temperatures before test-driving.
4. Perform a thorough test drive with several accelerations from a stop with "light throttle" application until proper transmission shifting is verified.

**Reset
Procedure 2**

1. Disconnect the negative battery cable for 5 minutes.
2. Reconnect battery cable.
3. Start the engine and warm it up to normal operating temperatures before test-driving.
4. Perform a thorough test drive with several accelerations from a stop with "light throttle" application until proper transmission shifting is verified.